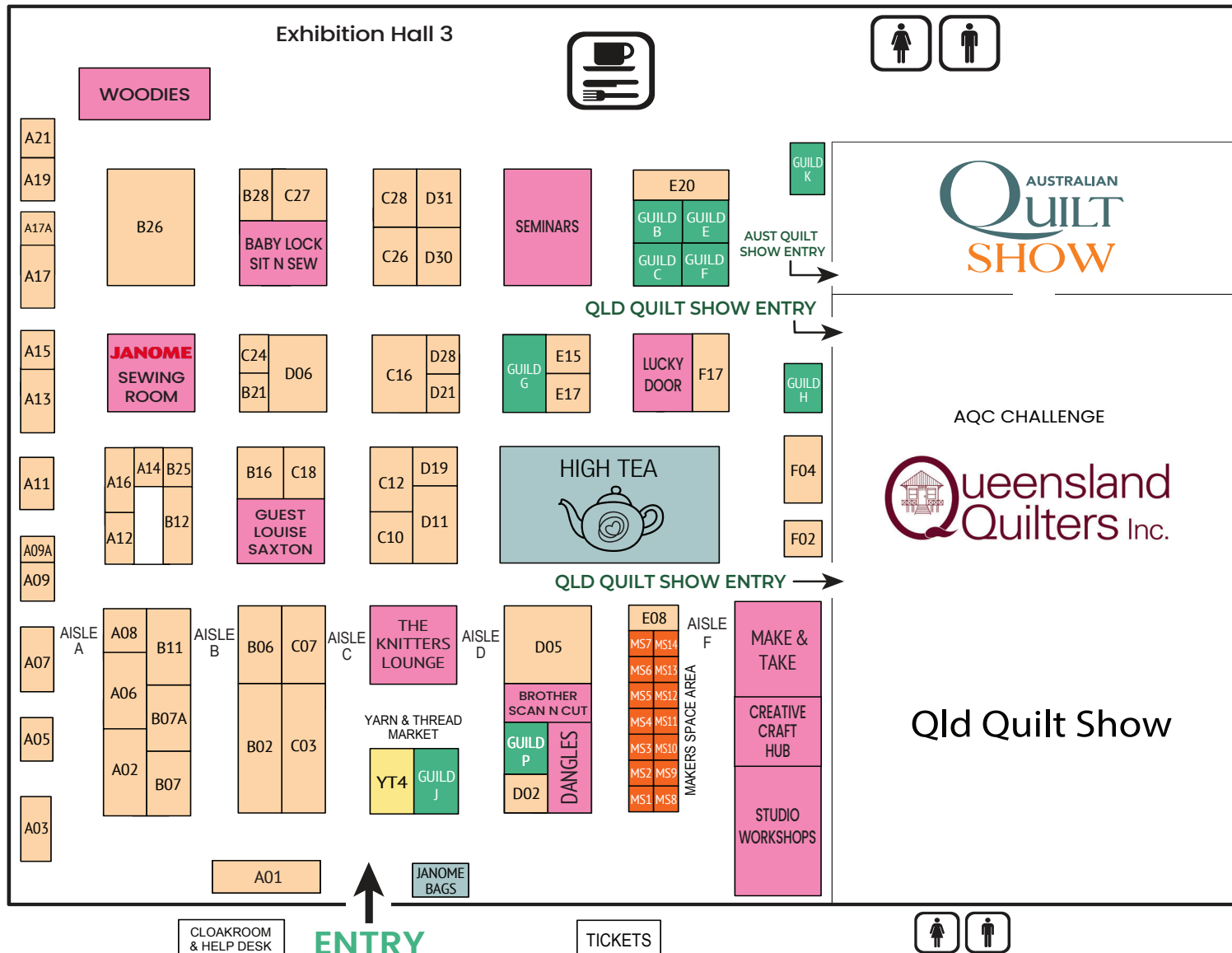


### Exhibition Hall 3



EXHIBITOR	STAND NO
ACCUQUILT	C03
ALL THINGS CRAFT	A19
ART IN BARK ASSOCIATION OF AUSTRALIA	GUILD H
BABY LOCK/HOBBS BONDED FIBERS	D25
BAG END STUDIO	A09, A09A, A11
BEAD TRIMMING & CRAFT	A08
BEAUTIFUL FAUX LEATHER & VINYL	A14, A16
BEBE BOLD	A13, A15
BERNINA AUSTRALIA	C16, D06
BINCA JAPANESE DESIGN	MS9
BOUJEE BY BORG	MS12
BRIE'S FRENCH FABRIC	C10
BRISBANE MODERN QUILT GUILD	GUILD B
BROTHER INTERNATIONAL	D05, SP1
CAN DO BOOKS	A02
CATHARINA'S VINTAGE STITCHES	D02
CEEBEE QUILTS	F02
CREATIVE MEMORIES - KERRI HOLLIER	C24
CROCHET GUILD AUSTRALIA	GUILD P
DECORATIVE FOLK ARTISTS OF QLD	GUILD E
ECOWOTT NATURE'S IMPRINT	D30
ENCANTO AU	MS11
EVOLVA TEA	MS5
FABRIC PATCH	C28
FIBRE ART IN AUSTRALIA	A05

FLOSSY'S ARTS	MS6
GALLERY SYSTEMS	C26
HAB & FAB	A06
HANDI QUILTER	B02
HATCHED AND PATCHED	B11
HIDDEN DREAMS CREATIVE WEAVING	MS8
HUSQVARNA VIKING	C07
INDIGO NICHE	C27
JANOME AUSTRALIA	B26, JAN_SEW
JD BASKETCASE CREATIONS	MS7
JUST PATCHWORK SEW EZI	A03
KAELA'S PATCH	D21
KATHERINE THE CREATOR	E17
KILA CUTLERY	MS3
LITTLE SEWING CO	A21
MALENY MAGIC PATCHWORK & QUILTS	B28
MAYTIME - VALDANI	B25
MEGELLES TEDDY & PATCHWORK	C18
MINKEE MINKY FABRICS	D28
MISS CHOPSTICKS ORIGAMI JEWELLERY	MS14
MISS ROSE, SISTER VIOLET	D11
MOPHEAD BY LINDA	YT4
MOYZ	MS2
NEDA'S TREASURES	MS13
NIAGARA THERAPY	E15
NOMES & DAISYS	MS10
PATCHWORK NINJA	B07, B07A



PFAFF	B06
PICKLEMOUSE CORNER	D31
PUNCH WITH JUDY	A01
QUEENSLAND BOOKBINDERS' GUILD	GUILD C
QUEENSLAND COUNTRY WOMEN'S ASSOCIATION	GUILD G
QUEENSLAND SPINNERS WEAVERS & FIBRE ARTISTS	GUILD J
SCISSORMAN	E20
SINGER	B12
SMOKING GUILD OF QUEENSLAND	GUILD K
SNEAKER STITCH	A17
STITCHCRAZZIE	MS1
STRING+WIRE	MS4
THE BIRDHOUSE	F04
THE EMBROIDERERS' GUILD	GUILD F
QUEENSLAND INC	
THE QUILTED ROSE	A12
THE QUILTERS ANGEL	E08
THE WOODIES	WOODTNR
TINKERING TOOLS	D19
VICTORIA SEWING SUPPLY	B21
WABI-SABI DESIGNS	A07
WHISPERS OF THE VALLEY	F17
WONDERFIL AUSTRALIA	C12

\*All floorplans are subject to change. Entries, exits, catering or displays are not guaranteed to remain in the same location. Exhibitor stands may also need to be moved at the discretion of the organiser.

# Craft & Quilt Fair Timetable



**DAILY SESSIONS | OPEN 10AM – 4PM DAILY** More details and how to book at [craftfair.com.au/brisbane](http://craftfair.com.au/brisbane)

CLASS TIME	CRAFT CLASSROOM: MAKE & TAKES AND FREE SEMINARS		ON STAND EDUCATION: SET TIMES	SEWING MACHINE COMPANIES			
				BABYLOCK	BROTHER	BERNINA	JANOME
10.15am	<b>Make &amp; Take</b> Maleny Magic Patchwork & Quilts – Stand B28. Magical Folded Ornament. \$35. 10.15am–11am	FREE SEMINARS					
10.30am		Niagara Medical Therapy – Stand E15. Niagara Therapy. 10.30am–11am	Beautiful Faux Leather and Vinyl Stand A14 & A16: How to Make a Beautiful Hard Shell No-Sew Handbag. 10.30am everyday	Baby Lock – Stand D25. Inserting a zipper and Gathering options on a Baby Lock. 10.30am			Janome Sewing Room. Get Creative... with Stitches and What is That Foot? 10.30am
10.45am							
11am	<b>Make &amp; Take</b> Wabi-Sabi – Stand A07. Peace Quilt Block. \$50 11.05am–12.35pm (1.5hours)		Patchwork Ninja – Stand B07. 10 Cutting Edge Sewing Notions from Japan 2025. 11am		Brother – Stand SP1. Discover how easy sublimation is. 11am	D06, C16 BERNINA 3 Series, Simply Joyful Sewing for Beginners. Cost \$20. 11am	
11.15am							
11.30am		Maleny Magic Patchwork & Quilts – Stand B28. Scrap Magic. 11.45am–12noon	Bebe Bold – Thread Dyeing Workshop 10.30am and 11.30am at Stand A13, A15				Janome Sewing Room. Get Creative... with Stitches and What is That Foot? 11.30am
11.45am							
12noon		WonderFil Australia – Stand C12. Understanding Thread weights & choosing the right thread. 12.05pm–12.40pm	Patchwork Ninja – Stand B07. Sashiko Accordion Wallet with 3 Pockets within 15 mins. 12noon	Baby Lock – Stand D25. Ways to finish a hem on a Baby Lock Overlocker. 12noon	Brother – Stand SP1. Discover how easy sublimation is. 12noon		
12.15pm							
12.30pm			Bebe Bold – Thread Dyeing Workshop 12.30pm at Stand A13, A15				Janome Sewing Room. Get Creative... with Stitches and What is That Foot? 12.30pm
12.45pm		Catharina's Vintage Stitches – Stand D02. Organic Stitching: Unleash Your Creativity. 12.45pm–1.15pm					
1pm	<b>Make &amp; Take</b> Picklemouse Corner – Stand D31. Christmas Spice Rope. \$25 12.40pm–1.25pm		Patchwork Ninja – Stand B07. Applecore Geisha Backpack. 1pm		Brother – Stand SP1. Discover how easy sublimation is. 1pm	D06, C16 BERNINA 3 Series, Simply Joyful Sewing for Beginners. Cost \$20. 1pm	
1.15pm							
1.30pm	<b>Make &amp; Take</b> Wabi-Sabi – Stand A07. SEMAMORI - Japanese Stitched Blessing Brooch. \$25 1.30pm–2.15pm		Bebe Bold – Thread Dyeing Workshop 1.30pm at Stand A13, A15	Baby Lock – Stand D25. Primo Top Coverstitch Demonstration. 1.30pm			Janome Sewing Room. Get Creative... with Stitches and What is That Foot? 1.30pm
1.45pm							
2pm			Patchwork Ninja – Stand B07. Eiffel Tower Woven Bag. 2pm		Brother – Stand SP1. Discover how easy sublimation is. 2pm	 <p><b>Make &amp; Takes</b></p> <p>Scan the QR code to view full information of the sessions</p> <p><b>Seminars</b></p> 	
2.15pm	<b>Make &amp; Take</b> Maleny Magic Patchwork & Quilts – Stand B28. Magical Folded Flowers. \$35 2.20pm–3.05pm	Gallery Systems - C26. From Quilt to Wall – Showcase It with Style. 2.30pm–3pm	Bebe Bold – Thread Dyeing Workshop 2.30pm at Stand A13, A15				
2.30pm							
2.45pm			Patchwork Ninja – Stand B07. Make your own Shibori Textile 3D Shrinking Sewing Case. 3pm		Brother – Stand SP1. Discover how easy sublimation is. 3pm		
3pm							
3.15pm	<b>Make &amp; Take</b> Picklemouse Corner. Stand D31. Folded Christmas Hexagon Star. \$25. 3.10pm–3.55pm						
3.30pm							
3.45pm							

## ON STAND EDUCATION – NO SET TIMES:

Stand YT4: Creating a daisy shawl starts with ONE daisy, Mophead by Linda.  
Stand E20: Automatic needle threader with The Scissorman

**LOUISE SAXTON: MEMENTO MONOGRAM WORKSHOP**  
Thursday And Saturday Only: 10.30am – 1.30pm

## STUDIO WORKSHOPS (bookings via [craftfair.com.au](http://craftfair.com.au))

WEDNESDAY OCTOBER 15 Workshop	THURSDAY OCTOBER 16 Workshop	FRIDAY OCTOBER 17 Workshop	SATURDAY OCTOBER 18 Workshop
<b>10.15am to 11.45am</b> Dried Flower Crown. Presented by Flowers from the Heart by Gypsy & the Tinker	<b>10.15am to 11.25am</b> Resin Charcuterie Board Presented by Caroline Barber	<b>10.30am to 12.30pm</b> Coral Art Experience Presented by Grounded Village Studio	<b>10.15am - 1.15pm</b> Macrame Fresh Water Pearls Bracelet Presented by Macrame SweetNess
<b>12.15pm to 1.45pm</b> Pure Essential Oil & Crystal Roller Bottle. Presented by Flowers from the Heart by Gypsy & the Tinker	<b>11.30am to 12.45pm</b> Resin Geode Clock Presented by Caroline Barber		
<b>2.15pm to 3.45pm</b> Dried Flower Arrangement in Ceramic Vase. Presented by Flowers from the Heart by Gypsy & the Tinker	<b>1.00pm to 2.15pm</b> Dreamy Resin Seascape Scene Presented by Caroline Barber	<b>1.30pm to 3.00pm</b> Beaded Succulent Planter Presented by Grounded Village Studio	<b>1.45am to 3.45pm</b> Macrame Coil Basket Presented by Macrame SweetNess
	<b>2.30pm to 3.45pm</b> Alcohol Ink Pot Presented by Caroline Barber		

\*up to date at time of printing