



# CRAFT FAIR

## Friend

PERTH CONVENTION  
& EXHIBITION CENTRE

May 22 – 26, 2019

Wednesday to Sunday  
9am to 4.30pm daily



SEE  
WHAT'S  
NEW!



Meet Fiona Wright

QuiltWest

Studio Classes!

Learn Calligraphy

# Welcome to 5 days of



Dear Craft Fair Friends,  
We're looking forward to the  
Perth Craft & Quilt Fair in May,  
there's so much to see, learn,  
and be inspired by!

We welcome special guest artist Fiona Wright, an Australian living in India, who recently created a social enterprise called The Stitching Project. She will display contemporary textiles based on the rich range of Indian textile traditions.

Collage to Stitch #2 is a new display by South Australian textile art group, Four X Four, exploring design in collage prior to stitching. A new installation by Prudence Mapstone is the largest crochet artwork she has created.

We are also pleased to have the Calligraphers' Guild of WA for the first time. They will

have members' work on show and fascinating classes daily. There's something for the boys too, with the Woodturners' Association of WA joining us for the first time.

Beautiful quilts abound in QuiltWest, the West Australian

Quilters' annual exhibition,

including Best of Australia; the Best of Show quilts from around Australia and the 2019 AQC Challenge quilts; this year's challenge is 'Magic'.

The Embroiderers' Guild of WA is celebrating 50 years with a very special display, '50th Celebration: Exquisitely Gifted'.

We're only in Perth once a year, so save the dates. The fair is the perfect place to stock up on craft supplies and meet sellers of unique and boutique craft materials that are hard to find. You'll see demonstrations and experience workshops with great ideas such as mixed media art techniques, cardmaking, embroidery, patchwork, sewing and papercraft.

Whatever crafts you're into, it's your kind of show! See you there!

Cover images: Cameron James designs available from Rosscraft Creations; Calligraphy, see p10.



**P6**

Meet our guest artist  
Fiona Wright from India



**P11**

Introducing the  
Calligraphers' Guild of WA



**P36**

Discover mixed media  
and join a class



# inspiration, classes, shopping!



**P44** See the woodturners in action at their stand



**P36** Take home projects for gifts or just for you!



**P20** Shop for unique and fabulous supplies at the fair



**P14** The AQC 2019 Challenge theme is 'Magic'



**P28** Learn something new in studio classes



**P9** Enjoy the QuiltWest 2019 exhibition

# Getting to the fair

*Make a day of it!*

## Venue Parking:

There are around 5,000 car parking bays within a 10-minute walk of Perth Convention & Exhibition Centre. The City of Perth Convention Centre Car Park is located directly under the Centre.

## City of Perth Convention Centre Car Park

Open 24 hours, 7 days a week

Contact 1300 889 613 for pricing information

Access is via Mill St, Mounts Bay Rd, or the Riverside Drive off-ramp from Mitchell Freeway.

## Public transport:

Positioned adjacent to the Swan River, Elizabeth Quay train station and bus port or 10 minutes to Perth Underground train station.

Perth has a free bus service that operates around the CBD called CATS (central area transport service) and service the free transit zone (FTZ) which are clearly marked around the city.

The main drop off and pick up location is via the Plaza entry adjacent to the Adina Apartment Hotel Perth and provides direct access to Level 1.

The main pedestrian entrance is a short walk from St Georges Terrace or the bus port via Mill St, the connecting walkways.

Visit [www.transperth.wa.gov.au](http://www.transperth.wa.gov.au) for more information.

## Bus & Coach Trips

Book your seat on a bus/coach trip to the fair – easier than driving and you'll meet new friends! Contact the companies below for prices, pickup details and to book your seat!

**Gannaways Charters & Tours:** Phone: 08 9752 3036

Email: [reception@gannaways.com.au](mailto:reception@gannaways.com.au) Web: [www.gannaways.com.au](http://www.gannaways.com.au)

Day of Trip: Wednesday May 22

**Royal Gala Tours:** Phone: 1300 233 556 or 0427 641 132

Email: [royalgalatours@bigpond.com](mailto:royalgalatours@bigpond.com) Web: [www.royalgalatours.com.au](http://www.royalgalatours.com.au)

Days of Trip: Wednesday May 22 and Friday May 24

Craft Fair Friend Vol. 20 Issue 2 is published by the organisers of your favourite craft events – Craft & Quilt Fair, Stitches & Craft Show, Australasian Quilt Convention and the Scrapbook Papercraft & Art Expo. Information in our preview magazine is provided by exhibitors. Expertise Events is not responsible for incorrect information or product names. Updates to the program will be made on the website closer to the event.

Download  
The  
Expertise  
Events App –  
App Code:  
CQP19





# At a glance...

**May 22 - 26, 2019**

**Wednesday to Sunday 9am - 4.30pm daily**

**Perth Convention & Exhibition Centre  
21 Mounts Bay Road, Perth WA 6000**

## Daily Admission Tickets:

- **Adults** - at the door **\$20**; \*online **\$18**
- **Seniors Card holders** - at the door **\$18**; \*online **\$17**
- **Age & Disability Pensioners** - at the door **\$17**; \*online **\$16**
- **Children** 5 - 16 years (*under 5 years free*) at the door **\$8**; \*online **\$8**
- **Family** (2 adults & 2 children) - at the door **\$48**; \*online **\$42**

*NOTE: Seniors Card Holders and Age & Disability Pensioners - please ensure you bring a valid concession card to the fair.*

## Multi-day tickets:

- 2 Day Pass** - at the door **\$38**; \*online **\$34**
- 3 Day Pass** - at the door **\$57**; \*online **\$52**
- 4 Day Pass** - at the door **\$76**; \*online **\$68**
- 5 Day Pass** - at the door **\$86**; \*online **\$80**

Organised by:



Expertise Events Pty Ltd  
ABN 43 003 932 492 PO Box 6053 Frenchs Forest  
NSW 2086 AUSTRALIA © Copyright 2019  
Information is correct at time of printing.



## For more information:

General info and tickets: 02 9452 7575  
Email: [craft@expertiseevents.com.au](mailto:craft@expertiseevents.com.au)  
Fax: 02 9975 3707  
Website: [www.craftevents.com.au](http://www.craftevents.com.au)

## GROUP TICKETS:

### Buy 10 Adult tickets or more and save

Each ticket can be used on any one day... so with 10 tickets, 5 friends can come on 2 days, or 10 friends can come on one day.

### Group Adult ticket - \*\$15

(available for pre-purchase only, *minimum purchase is 10 group adult tickets*)

*Group tickets must be prebooked and paid for by Friday May 17, 2019.*

*This offer is not valid for door sales.*

### Booking for a school group?

Take advantage of the low rate of only **\$8** for students and teachers when a group of more than 10 pre-purchases their tickets online!

*For payment via **cheque, direct bank deposit** or to request a **tax invoice** prior to payment contact the show organisers Expertise Events on: +61 2 9452 7575 or email [tickets@expertiseevents.com.au](mailto:tickets@expertiseevents.com.au)*

**Please note:** All tickets are non-refundable

*\*Online payment via Visa or Mastercard only. Merchant fee of 1% will be charged at time of payment.*

# Guest Artist Fiona Wright



Our guest artist is an Australian living in Rajasthan, India, whose love of textiles has seen her design, exhibit and more recently create a social enterprise called *The Stitching Project*.

Fiona (left) and her husband Praveen have made a home on the edge of the Thar Desert in Rajasthan. It is a desert and life can be quite difficult for many of their neighbours.

*The Stitching Project* is a social enterprise dedicated to making contemporary textiles with a basis in the rich range of textile traditions of India; use of handloomed khadi cotton, indigo dyed fabric, block printing, natural dyes and recycling saris to create stylish homewares and clothing.



The project employs local people, training them in the skills needed to produce quality work and contributing fairly to their livelihood and often an increase in their self-esteem.

Fiona will be our guest at the fair, demonstrating kantha stitching, making textile necklaces and Indian handmade buttons. She will also have a selection of The Stitching Project goods for sale.





# of *The Stitching Project*

## *Daily Talk with Fiona*

Each day in workshop 2, at 1.30pm, Fiona will talk about *The Stitching Project*, the differences it has made to the people who work in it and the challenges of setting up such a project in India.



*The Stitching Project employs local people, trains them and ensures their remuneration and conditions are fair.*



*See contemporary textiles made with traditional techniques*

# The nation's very best quilts

## *Best of Australia*

See the Best of Show quilts from Australia's state guild shows and the 2019 National Quilt Award winner!

The nation's best quilts will be on display in one place and the range of winners' works includes traditional styles and unique original art quilts. Visit the display and choose your favourite!



Sponsored by

**BERNINA**  
made to create



**Best of Australia state winners are:**  
*Blurring the Edges* by Beth and Trevor Reid, ACT; *'A Purple Sensation'* by Tracey Bareli, WA; *The Collective Language of Trees* by Cindy Watkins, Tas; *The Caswell Challenge* by Judith Stacey, SA; *Feathered Siever* by Lyn Crump, Qld; *After the Last Sky* by Jenny Bowker, NSW (left); *The Apprentice* by Julie Adamson, Vic (above); *Red River Star* by Nicole Morelli, NT.



# on display at Perth!

## *QuiltWest 2019!*

Enjoy a fascinating display of quilts by members of the West Australian Quilters Association at QuiltWest 2019.

Highlights of the exhibition include the annual WAQA challenge, themed A Curiosity and the Contemporary group challenge. There will also be a display of quilts from 'Exotica' and a room decorated with glorious antique quilts.

Visit the Sit & Sew, Young Sew & Sews and Community Quilt areas to see and learn about all aspects of quilt making and see how much fun it can be! Plus, there will be a special hand sewing area where WAQA members will demonstrate a variety of techniques.

### **Awards ceremony at 11am on Wednesday May 22.**

First prize in the raffle is a fantastic quilt, 'Radiance' (below), designed by Laurie Shifrin and created by a sub group of WAQA members – The Quirky Quilters – with all proceeds going to the Royal Flying Doctor Service.



# Meet Natalie May

Natalie May is passionate about papercraft and is lucky to have made it her full-time occupation. She loves to create in all styles and this keeps her

inspired. Natalie is a versatile artist, who loves to teach and share her passion for creating scrapbooking layouts, cards, mixed media layouts, paper-based layouts, art journals and abstract canvas art.


Natalie teaches around Australia and New Zealand and is an ambassador for Lindy's Stamp Gang and Gel Press. She loves everything ink and colour based, and designs for Paper Rose and StencilGirl and is an Intermediate Certified Copic Designer.

Come and see Natalie at the fair demonstrating at Paper Rose, Stand B06.





# New to the fair!



*See wonderful work  
by members of the  
**Calligraphers' Guild  
of WA**, in the guild's  
biennial exhibition*



Expert calligraphers will be demonstrating their beautiful penmanship techniques. Feel free to ask them about the finer points of this centuries-old pursuit and pick up information about the group. You can even try your hand at it and see samples too!



*See class information overleaf...*


MAY 22 – 26, 2019



# Learn the art of calligraphy with

*Join a two-hour class on various aspects of calligraphy each day at the fair, with experts on hand teaching this beautiful pastime...*

## 10am Wednesday



**Inventive Card Folding with Martin Dickie.** Learn how to use a folded paper to make cards that become sculpture. The principles of single and double cut pop-up shapes will be elaborated into double and free form shapes. Includes craft knife and four cards to take home.

## 1pm Wednesday

### Modern Pointed Pen with Gaye

**Godfrey-Nicholls.** This is a hybrid of the formal Copperplate style with a loose, handwritten feel. Learn the basics of using a pointed nib in a dip pen with ink and explore a relaxed alphabet that is very popular today.

Perfect for journaling and combining with watercolours. You will get a calligraphy dip pen and ink to keep, as well as notes.



## 10am Thursday

### Introduction to Neuland Calligraphy with Gaye Godfrey-Nicholls.

Neuland is a hand that is chunky, simple and fun. It provides an excellent contrast to more delicate and disciplined hands and is quick to learn. You will get a calligraphy felt marker to learn with and keep, plus notes.



## 1pm Thursday

### Inventive Card Folding with Martin Dickie

See 10am Wednesday class for details.



# the Calligraphers' Guild of WA

The Calligraphers' Guild of WA (Inc.) is a non-profit organisation aiming to encourage, assist and extend the craft of calligraphy whilst having fun!

## 10am Friday

### Bookbinding with Martin

**Dickie** An introduction to simple book structures, suitable for all ages. Learn to fold accurately, score and prepare paper and card for binding. Make three or four books to take home and use as diaries or sketchbooks.



## 1pm Friday

### Introduction to Broad Edge Pen with Martin Dickie

Many types of writing are formed with a broad or chisel edge pen. Use easy balsa pens to examine the effects that a broad edge has on letter form and the shapes that result. You will make a folded book to take home.



## 10am Saturday

### Modern Pointed Pen with Gaye

**Godfrey-Nicholls**  
See 1pm Wednesday class for details.



## 1pm Saturday

**Introduction to Neuland Calligraphy, Gaye Godfrey-Nicholls**  
See 10am Thursday class for details.



## 10am Sunday

**Introduction to Broad Edge Pen with Martin Dickie**  
See 1pm Friday class for details



## 1pm Sunday

**Bookbinding with Martin Dickie**  
See 10am Friday class for details



**Classes are \$80\* each.** Book with the Calligraphers Guild at the fair, in Aisle G.  
\*An entry ticket to the fair must be bought separately



**MY**  
kind of  
**QUILT SHOW**

# AQC 2019 Challenge: *Magic*

*What delightful images does 'Magic' conjure up for you?*

Each year Expertise Events invites quilters to enter a challenge which is judged then displayed at the Australasian Quilt Convention. The 2019 AQC Challenge theme is 'Magic' and the wonderful designs created by talented quilters and textile artists are a sight to enjoy.

See the delightful and surprising interpretations by the winner, runner up and other finalists at the fair.



Sponsored by



From top: *Unconditional Magic*  
(detail) by Jeannie Henry;  
*Women's Magic* (detail) by Alison Withers





*Right:  
Espresso  
Martini by  
Philippa  
Thomas  
Below: Me in  
the Past by  
Julia Anna*



## *Self-Portrait* – a mini textile art challenge

Unlike a selfie, a self-portrait is intended as an exploration of your face, body and personality. See the creations by quilters and textile artists from far and wide who met this special challenge with creativity and gusto.



Sponsored by



MAY 22 – 26, 2019

# Collage to Stitch #2

**A new exhibition by the Four X Four group of textile artists from Adelaide, exploring designing in collage prior to stitching.**

Two years on from their inaugural exhibition in 2017, the group is still together and continues to explore the collage to stitch process. Artists Maxine Fry, Ruth Galpin, Suzanne Gummow and Sandra Obst meet once per month to discuss, show, affirm and critique their work as it progresses.

For this second exhibition, all four members have worked with the same themes of *Seeing Red*, *Grids*, *Molten Gold* and *Structures*.



**Collage to Stitch #2** is the culmination of two years' exploration of collage as a tool for developing ideas. The themes chosen are somewhat abstract topics, and they have provided new and very different challenges for each artist.

Artists left to right:  
Maxine Fry, Suzanne  
Gummow, Ruth Galpin  
and Sandra Obst



# Making it Modern!

*See works by members of the Perth Modern Quilt Guild – including their group quilt selected for display at the international QuiltCon event in February 2019 in Nashville Tennessee!*

This year, the QuiltCon Charity Challenge reached out to guilds and individual members to create modern traditional quilts using a pre-defined colour palette. This was the Perth guild's first entry into QuiltCon and their group quilt took inspiration from a magnificent public art piece by Perth artist Loreenna Grant, which features in front of their meeting hall.



*Perth Modern Quilt Guild Charity Quilt Challenge*



## About Perth Modern Quilt Guild

The guild is an association of modern quilters, affiliated with the international Modern Quilt Guild. Their aim is to bring together people interested in modern quilting, develop members' skills in the design and techniques of modern quilting, and to promote the art of modern quilting.

*Quilt by Carolina Mondello (above)  
and Susan York (below)*





# Installation: Safe Passage

*Catch this creative highlight*

Created from yarn and using crochet techniques, this installation, Safe Passage, is one of the creative highlights of the fair. It is the largest crochet artwork Prudence Mapstone has created, measuring a stunning 6 metres long.

Prudence is well known in the worldwide knitting and crochet scene for her creative freeform garments and art pieces. The work will be hung over a framework for you to walk beneath.



## Safe Passage

They sought a track  
that others said  
led nowhere in particular...

but sometimes  
(on the best of days)  
the heavens glimmered gently  
all around -

wrapping them as a soft blanket,  
and warming them to the very core.

by Prudence Mapstone



# Exquisitely Gifted

## *50th Anniversary Exhibition of the Embroiderers' Guild of WA*

The 'Exquisitely Gifted' exhibition is the Guild's gift to the WA community in celebration of 50 years of embroidery. It showcases the wide range of embroidery and lace techniques taught and practised by Guild members. Many of the exhibits will be given as gifts to individuals or community organisations that could benefit from a little beauty, generosity and thoughtfulness. The exhibition also features a display of treasured items from the Guild's highly regarded Historic Textile Collection showing the changing place of embroidery in the lives of women.



*Medieval City 1 by Anne-Marie Anderson-Mayes*



*Continuity by Raye Farcic*

The Embroiderers' Guild of WA is a learning community for anyone with a love of embroidery, stitch and textiles. They provide avenues for those aged 8 or over to develop their embroidery and lace making skills. The Guild welcomes both beginners and experienced embroiderers.



*Pears by Anne Illman*



*All Mushrooms Are Edible - Some Only Once by Tania Cohen*

# Great products



**1. Rosscraft Creations, Stand E03.** New hand-knitted easy designs by NZ designer Cameron James. See the full range of patterns and kits. **2. Flip la K, Stand B21.** New batik fabric in one-metre lengths and fat quarter bundles. Lots of colours to choose from! **3. Rosscraft Creations, Stand E03.** Applifix is an amazing iron-on webbing and a must for crafters! **4. Sewing Buddies, Stand B09.** Grip Its are the perfect free motion quilting tool & eliminate stress on the hands and body – no more gloves, cramped fingers or sweaty hands. **5. Patchwork Ninja, Stand A17.** Ninja ring needle grabbers are like a thimble – it grabs your needle, cuts thread, makes sewing layers easy, no more sore hands or using pliers! **6. Prudence Mapstone, Stand F09.** See the new range of sportweight cotton yarns with a firm, non-splitty twist. **7. Sewing Buddies, Stand B09.** Dark Be Gone LED sewing machine light, 2-year guarantee, transferable between machines, 27 year globe life!



# all under one roof!

8



9



10



11



12



13

8. **Baby Lock, Stand E21.** See the new Creative Station, in two sizes, both with electric height adjustment, self-healing cutting mat, optional ironing mat & storage drawer! 9. **Flip la K, Stand B21.** Make Pineapple blocks without foundation piecing with a great new template! 10. **Ceebee Quilts, Stand B17.** Want your bobbins tidier and tangle free? Then bobbin Huggies are the answer. Just slip them on your bobbins – no more mess. 11. **Patchwork Ninja, Stand A17.** Jaw-dropping backpack – make a great everyday-use backpack with handy wide opening. 12. **Stitch N Stuff, Stand A22.** New Love Tree cross stitch kits from Bothy Threads and lots more designs to see. 13. **Just Patchwork, Stand A14.** Village Life is a new design by Gai Taylor, with 100% wool felt to create the village scene, embellished with embroidery, then applied to the background. More patterns and kits available.



The **NEW** Forté features a variety of convenient tools as well as 24 inches of throat space!  
Come and visit our stand to Test Drive a Handi Quilter machine today!


[handiquilter.com.au](http://handiquilter.com.au)

(02) 4337 3737

 **Husqvarna**

**VIKING®**

Designer Brilliance™ | **80**



Delightfully intuitive and uniquely capable, this new sewing and embroidery machine will exceed your expectations!  
Come and visit us at our stand for great tips, tricks and show specials!

[husqvarnaviking.com/au](http://husqvarnaviking.com/au) (02) 4337 3737

# Take a look at what's new!



14



15



16



17



18

**14. East Meets West, Stand C11.** See the wide range of Sashiko fabric printed with water-soluble ink, available in full-size, table runner and small 30cm x 30cm pieces. **15. Lola Lovegrove, Stand B16.** Morag the Highland Coo is new and exclusive for Winter 2019, just one of many gorgeous kits available. **16. Powertex, Stand A08.** Boho Violin Kit: Discover our gorgeous new range of MDF shapes packaged as easy projects for you to make, full step by step instructions available. Be inspired to create with a new release every month! **17. Punch with Judy, Stand A07.** Get organised with Pizzazz – a group of colourful sewing organizers to keep your workplace tidy. **18. Close To My Heart, Stand E18.** New! Stitched Quilt Shape metal dies, perfect for cardmaking, scrapbooking, tags and other items.



**NEW!**

**PFAFF**  
Perfection starts here.™

## **expression 720 sewing machine** **Everything for the discerning quilter!**

Come and visit us at our stand for great show specials, tips and tricks!



[pfaff.com/au](http://pfaff.com/au)

(02) 4337 3737

**ricoma**  
THINK BEYOND

## **RCM-1501TC** **Commercial** **Embroidery Machine**

Ideal for commercial embroidery on caps, bags, denim, finished garments and plenty more.

Come and visit our stand to see the Ricoma multi-needle machines in action!



[ricoma.com.au](http://ricoma.com.au)

# Stock up on supplies!

MINI SIZE



19

STANDARD  
SIZE



20



21



22



23



24

**19. Fabric Care Company, Stand C26.** Avoid fusible webbing or glue on the face of your iron with the easy clean Iron Guard. Now available for mini and standard irons, 100% non-stick at the highest heat setting for all fabrics. **20. Studio Mio, Stand E01.** Special Show Bag with the multi-plier starter set, all you need to install rivets, eyelets & snap buttons. Try it at the stand! **21. Margaret's Fabrics, Stand A23.** New, fun, easy Australian applique patterns that can be hand or machine stitched. **22. BeBe Bold, Stand B25.** Quality yarn-dyed 10-piece fabric bundles in assorted colours will complement any project including Boro, quilts and home furnishings. **23. Patchwork Ninja, Stand A17.** 3-in-1 Ninja Guiding Laser Rechargeable Light helps you see to machine-sew precisely, unpick or draw lines, or quilt curved lines and feathers. **24. Brother, Stand C08.** See your stitches before you sew with Brother's new Luminaire Innov-is XP1. 27 x 40cm embroidery area. 13 inches needle to arm.

# Craft – the new yoga!

*It's well known that our mental, physical and emotional health are all connected, but how can craft improve our general well-being?*

Craft can have surprising health and wellness benefits, from simple relaxation achieved by the rhythm of stitching or crochet, through to reconciliation of emotional conflicts as a result of art therapy.

Crafters have reported that creative pursuits have helped in the management of addictions, to reduce anxiety and to calm negative behaviour. The rhythm of knitting and the mathematics required keep the mind focused on the moment rather than letting anxiety take over.

Repetition involved in many crafts is soothing and conducive to a state of 'flow'

– engagement where other worries and stresses are forgotten for at least a while.

“Social wellness comes from being connected to people in your community and craft groups can provide that community as well as the friendships and shared interests that help people thrive.”

The American Academy of Neurology reports in a recent study that craft can help protect the brain, stimulating new neurons to maintain cognitive

health in middle and old age resulting in improved memory.

Knitting is being recommended as a pain management technique by health practitioners. At the end of World War 1, this diversional therapy was used to treat soldiers suffering from what we now know as post-traumatic stress syndrome, and has now resurfaced today with psychologists prescribing knitting for pain management and colouring-in as a relaxation technique.

**Mindfulness** – benefits for our mental health can be induced more easily with repetitive simple tasks such as knitting. A meditative activity keeps the hands busy and the mind focused, which dissipates anxiety and facilitates calm. Zentangle takes craft activity to a new meditative level, and people who paint or stitch also report a feeling of calm.

Enhanced **self-esteem** can come from making something. For children, craft can also provide a non-tech, non-screen activity to detox from the digital world. Doing craft encourages kids to pay attention to detail, to control impulses and to express themselves and helps in the development of fine-motor skills.

However holistic health requires more than physical and mental wellbeing. Social, spiritual and emotional aspects are also part of wellness and craft can address these needs.

**Social wellness** comes from being connected to people in your community and craft groups can



provide that community as well as the friendships and shared interests that help people thrive. Guilds, men's sheds and craft friendship groups encourage social connections.

**Spiritual health** involves having a sense of purpose that can come from creating and belonging to a group is even better. Many quilt groups have programs to donate finished works to people in need. Aussie Hero Quilts has had a positive influence on the lives of hundreds of our Defence Force personnel. Angel Gowns helps fill a void for families affected by the loss of a baby. Many groups fundraise to help charities too.

Connectedness to tradition and to previous generations can also come from doing craft.

Craft can also promote **emotional wellness**. It can be a form of creative expression, and even to work through feelings of trauma or loss. Making commemorative works such as memory quilts, painting, journaling, scrapbooking, lettering or textile art can all be used to journey through a

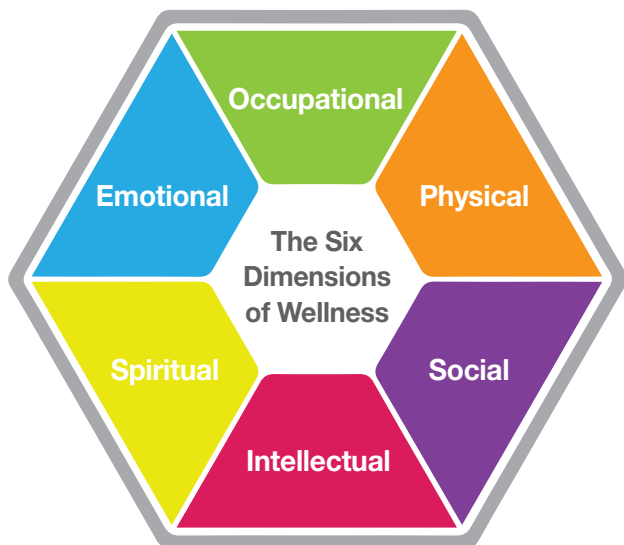


difficult period. Just the activity of making can provide a much-needed clearer head space.

**Intellectual wellness** can come from lifelong learning and craft can provide opportunities for exchange of knowledge, learning from each other and teaching others.

People who do craft report mental health benefits such as reduced stress and less anxiety.

At the fair, we'll promote the wellness benefits of craft through our new Craft Wellness Wheel, educating people about the powerful role craft can play in our general health and well-being.



# Studio Classes

Wednesday, May 22, 10am to 12noon

## Procion Dye Silk Scarves with Louise Snook

You will dye two silk scarves and use Shibori techniques to create patterns, before dip-dyeing scarves in a variety of colours. This is an easy method of dyeing which can be done at home.

**Materials include:** Two silk scarves, procion dye and instructions

**Skill Level:** All levels welcome

**Students bring:** Gloves, an apron and notebook

**Duration:** 2hrs

**Class Cost:** \$48\*

**Book at:**

[craftevents.com.au](http://craftevents.com.au)



Wednesday, May 22, 1.30pm to 3.30pm

## Felting with Louise Snook

Felting is a technique for creating your own cloth from wool fibre. You will learn flat felting, 3D felting and Nuno applications using the simplest method.

**Materials include:** Wool fibre, bubble wrap and instructions

**Skill Level:** All levels welcome

**Students bring:** Apron, plastic bag to take home damp felted items.

**Duration:** 2hrs

**Class Cost:** \$36\*

**Book at:** [craftevents.com.au](http://craftevents.com.au)



Learn something new in our Studio Classes with expert guest tutors. Be inspired and learn techniques, tips and tricks and create something cool. Places are limited, book online today.

Thursday, May 23, 10am to 12noon

## Macramé Plant Hanger with Kate Fitzpatrick

Learn the basic knots required to create your own macramé plant hanger. Kate will show you how to decorate and customise your plant hanger.

**Materials include:** Cotton rope, wooden beads, ring and ceramic plant pot and an information sheet

**Skill Level:** Beginner

**Students bring:** Nothing

**Duration:** 1.5hrs

**Class Cost:** \$96\*

**Book at:** [craftevents.com.au](http://craftevents.com.au)



---

Thursday, May 23, 1pm to 3pm

## Macramé Wall Hanging with Kate Fitzpatrick

Learn and be amazed with what you can create with simple knotting. Get creative with Kate who will teach you knotting techniques plus guide you to making a beautiful wall hanging.

**Materials include:** Cotton rope, stick dowel, beads and an information sheet

**Skill Level:** Beginner

**Students bring:** Nothing

**Duration:** 2hrs

**Class Cost:** \$96\*

**Book at:** [craftevents.com.au](http://craftevents.com.au)





# Be inspired and have some crafty fun!

Friday, May 24, 9.30am to 11.30am

## Soy Candle with Tara Mowat

Learn the art of soy candle making and create one large soy candle and four large tea lights with a tie dye effect! Learn the basics of soy candle making and the steps involved, including how to blend your own delicious fragrance, the properties of soy wax and tricks along the way.

**Materials include:** Soy wax, fragrance oils, wicks, jar, wax dyes, information sheet and equipment during class

**Skill Level:** Beginner to intermediate.  
No previous skills required

**Students bring:** Apron

**Duration:** 2hrs

**Class Cost:** \$96\*

**Book at:**

[craftevents.com.au](http://craftevents.com.au)



## Spin'N'Win

You could win a fantastic prize at the fair from one of our generous exhibitors, with a product giveaway each day.

Listen at the fair for the location of the wheel at  
**11am, 12noon, 1pm, 2pm and 3pm** daily.



Saturday, May 25, 9.30am to 12noon

## Cordage with Sian Boucherd

Learn how to utilise fabric remnants; old tablecloths, sheets or patchwork scraps for creating cordage. Sian will introduce different applications for cordage – it's a great way to reduce waste and give new life to fabric scraps. Cordage is an ancient and foundational fibre art technique that allows you to make infinite lengths of string or rope to make bags, baskets and rugs.

**Materials include:** Scissors and some examples for show, instructions

**Skill Level:** Beginner to intermediate

**Students bring:** Please bring fabric scraps longer than 30cm that amount to at least 2sq metres. Cotton or similar is ideal

**Duration:** 2.5hrs

**Class Cost:** \$48\*

**Book at:** [craftevents.com.au](http://craftevents.com.au)



*This workshop complements Sian's afternoon workshop. You could bring your cordage to the coiling class to get the most out of your new skills!*

Saturday, May 25, 12.30pm to 3.30pm

## Coiled Basketry with Sian Boucherd

Learn to create your own basketry using the coiling technique. Using ethically sourced, raffia and other natural fibres you will weave your own unique vessel.

**Materials include:** Premium fair trade raffia, wool yarn, cotton yarn and a blunt nose needle

**Skill Level:** Beginner to intermediate. No previous skills required

**Students bring:** Nothing

**Duration:** 3hrs

**Class Cost:** \$96\*

**Book at:** [craftevents.com.au](http://craftevents.com.au)



Sunday, May 26, 10am to 12noon

## Lino Printing on Cloth with Louise Snook

Learn how to carve your very own lino stamps. You will explore a variety of methods to create your stamp and how to repeat stamp onto cloth to develop unique patterns and interest.

**Materials include:** Lino, carving tools, soft stamps, inks, cloth and instructions

**Skill Level:** All levels welcome

**Students bring:** An apron and notebook

**Duration:** 2hrs

**Class Cost:** \$42\*

**Book at:** [craftevents.com.au](http://craftevents.com.au)



Sunday, May 26, 1.30pm to 3.30pm

## Screen Printing with Louise Snook



Learn how to cut your own stencils for use in screen printing and how to use them in this easy method for repeat printing using silk screens.

**Materials include:** Ink, silk screens, cloth and instructions

**Skill Level:** All levels welcome

**Students bring:** An apron and notebook

**Duration:** 2hrs

**Class Cost:** \$48\*

**Book at:** [craftevents.com.au](http://craftevents.com.au)



*\*An entry ticket to the fair must be bought separately. Book all classes at [www.craftevents.com.au](http://www.craftevents.com.au)*



- CROSS STITCH KITS • EMBROIDERY KITS & PATTERNS
- TAPESTRY KITS • AIDA AND LINEN • DMC THREADS
- HOOPS • EMBROIDERY TOURS, CRUISES & RETREATS

STAND C23

[www.needleworkkits.com.au](http://www.needleworkkits.com.au)



# Free Demos

*Look out for fast, free demonstrations by various exhibitors around the fair – here's a glimpse of what you'll find!*

At **Cardmaking.net, Stand B14**, Debra will show how to get the most from your dies and stencils and the beautiful cards that can be created. Janene will create beautiful works of art by colouring peel off stickers with Sakura Glaze and Gelly Roll Pens.

Cassandra at **Boom Gel Stains, Stand E25** will demonstrate how easy it is to create stunning art on glass, and how simple it is to get stunning results on canvas.

At **BeBe Bold, Stand B25**, Jane will be demonstrating the simple techniques of hitomezashi – one stitch sashiko.



**Diamond Art Dezigns, Stand C15**, will be

demonstrating diamond painting – a relatively new art form where it breaks images down into patterns, similar to cross stitch. Small, glossy acrylic tiles are then applied to the canvas to make the pattern, and you can see what it's all about.



Step right up to **Close To My Heart, Stand E18**, and make a 3x3 card with daisies and rolled flowers using our Colour of the Year. It's free! Also, see the stitched quilt shapes in assorted colours, each afternoon at the fair.



At **Izzii Napkin Art, Stand A22**, you can see how paper napkins can be used to

transform almost any surface.

Here is your opportunity to experiment with **Fineline Applicators'** entire range of applicators with multiple different mediums you may have at home including inks, glue, nail polish, glitter paint, acrylic paint and much more! At **Stand D01**.



At **Blackmore & Roy, Stand B26**, Kim or Lisa can demonstrate your next machine and help you choose the right one at the right price. Ask about the bonus gift with every machine purchased at the fair.



At **Punch with Judy, Stand A07**, Jenny will be demonstrating how easy it is to quilt using templates from Westalee Design, including the new Jewels Range of templates for quilting on a domestic sewing machine. Judy Hall will be demonstrating the innovative, ergonomically designed range of Martelli

Products – rotary cutters, templates, rulers and electric adjustable table.

Try the free-motion Gripits at **Sewing Buddies Australia, Stand B09**.

# Free daily workshops

*Learn from the experts*



**10.30am ★ ♥ Colour Your World with the Close To My Heart Team, Stand E18.** Experience all things colour. See balanced colour combinations for perfect papercrafted projects using re-inkers, markers, inks and paper.



**11am ★ ♥ Flower Power. Gai Taylor, Just Patchwork, Stand A14.** Wool felt appliqué is the buzz word on everyone's lips. Flowers are a fundamental feature of many projects, and Gai will demonstrate techniques to construct the flower elements plus new and old stitches used in constructing and embellishing wool felt shapes. Learn about the wool felt, needles and threads to use in your project. A free starter pattern will be provided in the class.

**11.30am ♥ How to Design and Plan your own Quilt As You Go Quilt. Monica Poole, Margaret's Fabrics, Stand A23.** Monica's book, *The Quilt As You Go Planner*, takes the hard work out of designing your own quilts with her fully machine sewn modern method. Get great tips on technique, batting, simple tools and different ways to configure your quilt. See an inspiring trunk show of quilts made with this innovative method.



**12noon ★ ♥ Quilting with Templates. Judy Hall, Punch with Judy, Stand A07.** See new products from Westalee Design to create stunning quilting designs using a ruler foot on your domestic sewing machine, including the new Jewels range of templates.



**12.30pm ★ ♥ What's New at Flip la K. Brenda Burgess, Flip la K, Stand B21.** Explore the possibilities in making machine stitchable hexagons, triangles, diamonds and kites – all with one tool. Plus Pineapple blocks without foundation piecing!

**1pm ★ ♥ ⌚ Mixed Media Techniques for Fabric and Papercraft. Dina Boyling, Catchy Crafts, Stand A35.** Dina will introduce you to some techniques and products to enhance your mixed media projects. Suitable for fabric enthusiasts and papercrafters!



**2pm ★ ♥ ⌚ Tips, Tools and Techniques in Paper Craft. Doug Boyling, Catchy Crafts, Stand A35.** Demo Doug will introduce you to all the latest tools, machines and products in the papercraft market. His handy hints will allow you to get the most out of the products you already have as well as introduce you to products that will make your crafting life easier.

★ **New Workshop** ♥ **Perfect for beginners** 🕒 **1 hour workshop**

No bookings required. Program applies daily at the fair.  
Workshops are approximately 30 minutes unless indicated.



🕒 **10am** ★ ♥ **Three Easy Mixed-Media Projects. Ashley Hay, Powertex, Stand A08.**

Be inspired to create incredible mixed media artwork as Ashley shows you three easy projects to get your creative juices flowing! Discover the potential of Powertex and how this versatile medium can be used to take your artwork to the next level.



🕒 **10.30am** ★ ♥ **Quilting with your Embroidery Machine. Julie Hall, Stitch-a-ma-jig Julie Hall Designs, Stand G01.**

Learn to quilt using your embroidery machine. We will cover how to 'cheat' hooping for machine embroidered quilting, how to align your designs, and how to complete complex edge to edge quilting.



🕒 **11am** ♥ **Pre-stencilled Sashiko Panels.**

**Jane MacDonald, BeBe Bold, Stand B25.** Join Jane to see what can be made from these pre-stencilled panels (left) – exclusive to BeBe Bold – for runners, bags, placemats and more.

🕒 **11.30am** ★ ♥ **Piece and Quilt with Lightweight Threads. Jennifer Moore, Wonderfil Threads, Stand B20.** Discover crisper lines, sharper corners and less bulk when piecing –

see and feel the difference that lightweight threads can make.

🕒 **12noon** ★ ♥ 🕒 **See and Touch What's New at Cardmaking.net.**

**Debra Van Der Meulen, Cardmaking.net, Stand B14.** Be inspired and learn hints and tips to make beautiful handmade cards with a professional finish with our latest products.

🕒 **1pm** ★ ♥ **New Tools for Stitchers. Julie Hall, Stitch-a-ma-jig Julie Hall Designs, Stand G01.**

Learn what new tools are available and how to use them to make your stitching life easier. Suitable for both machine embroiderers and quilters! Special deals will be offered to all participants.

🕒 **1.30pm** ★ ♥ **About *The Stitching Project* with Special Guest Fiona Wright.** Discover the difference *The Stitching Project* has made to the people who work in it and the challenges of setting up such a project in India.

🕒 **2pm** ♥ **How to Make your own Fashion Handbags. Monica Poole, Margaret's Fabrics, Stand A23.**

Get all the essential tips and advice on fabrics, hardware, straps and closures to make professional looking handbags and be inspired by Monica's trunk show of beautiful and practical designs, including the new Adventurer bag that converts from a backpack to a shoulder bag.





# Make and Take Classes

★ **New Make & Take Class** ♥ **Perfect for beginners**

Get expert instruction for the small cost of a kit in these one-hour sessions!



10am ★ ♥ **Mini Macramé Wallhanging.**

**Nikki Stokes, Knot Knitting.** Learn the three basic starter knots incorporated in most macramé pieces and make a striking wall hanging.

**Kit cost \$20. Book at Stand E29**



11am ★ ♥ **Create a set of Four Coasters.**

**Cassandra Pell, Boom Gel Stains** Create your very own set of beautiful coasters using the dip technique.

**Kit cost \$20. Book at Stand E25**



12noon ♥ **The Best Yarn for the Job.**

**Prudence Mapstone.** Discover why yarn

construction is such an important factor in creating perfect crochet stitches every time. Once you understand what to look for to best suit your way of working, choose your kit and see how easily you can master even the trickiest techniques. **Kit cost \$35.**

**Book at Stand F09**



1pm ★ ♥ **Kogin Hair Button. Jane**

**MacDonald, BeBe Bold.** Learn kogin embroidery while making a sweet hair tie as a gift for someone special or simply for yourself.

**Kit cost \$12.50.**

**Book at Stand B25**



2pm ★ ♥ **String Pull Art. Cassandra Pell, Boom**

**Gel Stains.** Create a stunning String Pull art piece on A4 Binko artist paper. **Kit cost \$20. Book at Stand E25**

## Have fun creating and learning new techniques!

make  
& take  
2

□ **10am** ★ ♥ **Turn Under Appliqué Needlebook.** Catherine Clarke, Bizzy Bee Patchwork. Learn a turn-under appliqué technique to give a needleturn look – it creates crisp, clean edges and it's easy to do – and make a pretty needlebook too. **Kit cost \$25. Book at Stand E06**



□ **11am** ♥ **Tunisian Crochet Washers.** Lola Lovegrove. Learn the tricks and skills to make gorgeous face washers using Tunisian crochet. Made with a non-pilling soft microfibre yarn which is good for even sensitive skin. Kit includes two balls of yarn with a choice of colours, KnitPro Tunisian hook and written instructions for two designs. **Kit cost \$30. Book at Stand B16**

□ **12noon** ★ ♥ **Art Dreaming.** Charmaine Webb, Powertex. Play with a whole new palette of mixed media potential in this fun class. Discover how easy it is to create art with a professional finish using Powertex. You'll walk away with your head spinning full of ideas for your next piece of unique art. **Kit cost \$25. Book at Stand A08**



□ **1pm** ★ ♥ **Assorted Interactive Cards.** Wendy Hopper, Close To My Heart. Create a set of fun cards including the latest in shaker cards with the exclusive Close To My Heart shaker kit – it's so easy! Bring fine tip scissors and adhesive or buy them at the stand. **Kit cost \$25. Book at Stand E18**

□ **2pm** ★ ♥ **Rusty Journal Cover.** Charmaine Webb, Powertex. Create a hard, mixed-media journal cover with incredible Powertex rust effects. Perfect for woodcuts, designer chipboards and die-cut recycled cardboard. Techniques can be used on card, fabric, metal & more. **Kit cost \$25 – includes journal. Book at Stand A08**



# bernette Sew & Go

Make our world 'sew much greener' and join Josephine Coleman in a great class, learning techniques to sew for a sustainable future. Whether it's upcycling or making something re-useable, pick up some ideas on how you can do your part while having some fun.

Choose from three one-hour classes daily:

**10.30am:** Shopping bag – super tough and made from a painter's dropsheet

**12noon:** Plant holder - upcycle your old jeans to add a little decoration to your home in ways you never thought of!

**1.30pm:** Cushion cover appliqué – recycle fabric scraps to embellish a simple cushion

**Class cost \$15**

**Book at Bernina, Stand E10.**



## Free Pop-up Demonstrations at **Stand A17** by the Patchwork Ninja



Learn cutting  
edge sewing  
tips from  
Japan. Smash  
your UFOs  
(un-finished-  
objects)!



Learn how to  
make new bags  
**step-  
by-step!**



Master **Ninja Sewing Tools** and **halve**  
your sewing time!



**Patchwork Ninja**  
& Patchwork Mariko Japan



# Pauline's VIP Quilt Room



*Join Pauline Rogers in the VIP Quilt Room and learn her secrets in these FREE daily sessions at Stand F26.*

## **10.30am** Take the Scary Out of Free Motion Quilting



Unlock the freedom of being able to free-motion quilt on your domestic sewing machine. Learn how to have even stitches and create wonderful designs. No more pinning layers. No more uneven stitches. No more sore shoulders or back. After this session you will be running home to get into quilting.

---

## **11.30am** Quilt-As-You-Go

Learn to make stunning quilts using Pauline's essential secrets; add some amazing pizzazz to your quilts. Quilt your blocks first! Who said we should quilt last? Learn to transform any sashed quilt pattern into quilt-as-you-go, anyone can quilt a block.



---

## **12.30pm** Precision Quilt Wonders

Having trouble cutting, sewing and achieving accurate points? See how to overcome these challenges. Lots of great tips and titbits will be shared. Like simple cutting tips, perfect triangles and blocks turning out the size they should with perfect points.

---

## **1.30pm** Pieced Blocks and How to Complete Unquilted Quilt Tops

Add some amazing pizzazz to your pieced quilts using Pauline's amazing sashing techniques. Find simple, effective ways to finish your unquilted quilt tops with ease using your domestic sewing machine and Pauline's unique Quilt-As-You-Go technique. Turn those ugly ducklings into beautiful swans.



# CRAFT EVENTS

## 2019 Calendar – Save the dates!

### FEBRUARY:

Sydney Stitches & Craft	February 14 – 16 ICC Sydney, Exhibition Centre, Darling Harbour
-------------------------	---

### MARCH:

Adelaide Craft & Quilt Fair	March 21 – 24 Adelaide Convention Centre, North Terrace
-----------------------------	---

### APRIL:

Australasian Quilt Convention	April 11 – 14 Royal Exhibition Building, Carlton Gardens, Melbourne
-------------------------------	---

### MAY:

Perth Craft & Quilt Fair	May 22 – 26 Perth Convention & Exhibition Centre
--------------------------	--

### JUNE:

Brisbane Stitches & Craft	June 6 – 9 Brisbane Convention & Exhibition Centre, South Bank
---------------------------	--

Scrapbook Papercraft & Art Expo	June 6 – 9 Brisbane Convention & Exhibition Centre, South Bank
---------------------------------	--

Sydney Craft & Quilt Fair	June 19 – 23 ICC Sydney, Exhibition Centre, Darling Harbour
---------------------------	---

### JULY:

Melbourne Craft & Quilt Fair	July 25 – 28 Melbourne Convention & Exhibition Centre, South Wharf
------------------------------	--

### AUGUST:

Canberra Craft & Quilt Fair	August 15 – 18 Exhibition Park In Canberra, Mitchell
-----------------------------	--

### SEPTEMBER:

Hamilton NZ, Craft & Quilt Fair	September 5 – 8 Claudelands Events Centre, Hamilton, NZ
---------------------------------	---

Newcastle Stitches & Craft	September 26 – 29 Newcastle Entertainment Centre, Broadmeadow
----------------------------	---

### OCTOBER:

Brisbane Craft & Quilt Fair	October 16 – 20 Brisbane Convention & Exhibition Centre, South Bank
-----------------------------	---

Dates are correct at time of printing. Check the website in case of late changes

For the latest updates visit [craftevents.com.au](http://craftevents.com.au)



# Get the latest!

## All the event info at your fingertips

We have an App where you can find important show details and get the latest updates on every show. It's free, it's green and will have all the latest updates for workshops, classes and easy links to buy tickets. Download it now! Here's how...

1. Visit the app store and search Expertise Events
2. Enter the code for the Perth Craft & Quilt Fair; CQP19
3. Information on each show will be available approximately two weeks before the event
4. To find the app codes for other shows later in the year, visit the show website.

**On the app, you'll find:** Ticket information, Venue details, Handy transport details, Guest artists and feature displays, Workshop and class details, Studio class details and links to book your sessions.

### Download the Expertise Events App



## Stay connected with us all year round

Follow @intocraft to see the latest news on what's happening at our events all year round



/intocraft

Follow the event on Facebook to get updates on what's on at the show and you'll never miss out



@intocraft

Follow @intocraft and use #craftandquiltfair

# Visit the Learning Hub

*Visit the Brother area, watch the demos then drive the machines!*

### Session times:

- 11am: Westalee Designs** Ruler quilting plus free motion
- 12noon: Luminaire XP1** See the projector in action
- 12.30pm: Scan N Cut DX** Getting started and new features
- 1pm: Accessory feet** See how specialised feet make sewing easier
- 1.30pm: Scan N Cut DX** Foiling and rhinestones
- 2pm: Luminaire XP1** See the projector in action
- 2.30pm: Scan N Cut DX** T-shirt designs and wall decals
- 3pm: Luminaire XP1** Q&A



No bookings taken, if you require seating please arrive 10 minutes early at Stand C08.

**brother**  
at your side



Feat. Special Tributes To:

# THE EVERLY BROTHERS FRANKIE VALLI & THE FOUR SEASONS BEE GEES THE HOLLIES

 Touring  
Perth  
in July! Live Band!

Guest Starring:

**SIMON BROOK McLACHLAN**

Albany Entertainment Centre 25 July  
Mandurah Performing Arts 26 July  
Bunbury Entertainment Centre 27 July  
Astor Theatre, Perth 28 July

Tickets from the venue or go to [robertsonbrothers.com.au](http://robertsonbrothers.com.au)

# Sew fast like a Ninja!



*Join Dai the Patchwork Ninja in fun, free 30 minute demonstrations at Stand A17. Classes run daily. No booking required.*

**9.45am & 3pm Master Patchwork Ninja Cutting Edge Sewing Tools for 2019.** How many UFOs (Un-finished-objects) do you have in your drawer? Master how to use our cutting edge Ninja Sewing Tools and finish your projects one after another and feel fantastic!

**10.30am Ninja Buttons with Double Sashiko Wallet.** How are Ninja buttons different? You can attach them without pliers – all you need to do is just finger-press and click... it's done. Plus learn how to make an intricate Sashiko wallet, step-by-step.

**11.15am Super Strong Ninja Fusible Webbing & 3-Way Origami Smart Phone Case.** See how to magically turn a piece of your favourite Japanese material into a solid, heavy-duty phone and card case with super strong Ninja web and buttons.



**12noon Stained Glass Quilting with Bias Tape.** See how to stitch a stained-glass quilt easily and quickly using Ninja iron-on bias tape and a twin needle! See the whole secret step by step with no room for mistakes.



**12.45pm Be a Weaving Queen.** Don't like sewing much? Learn how to weave an amazing bag step-by-step without sewing! Learn advanced techniques and see our new weaving project idea for 2019!



**1.30pm Jaw Dropping Backpack.** Not feeling confident? See how to stitch your backpack step-by-step using three Ninja sewing tools. Learn special sewing tips to make your backpack extraordinary and leave no room for mistakes!



**2.15pm Sew Precisely Like a Machine.** Feeling frustrated because you find it difficult to piece squares precisely? See how to make a Shikaku bag step-by-step and learn how to piece squares perfectly using our Ninja laser light and grid.



# Woodturners Association of WA

NEW AT  
THE FAIR  
THIS YEAR!

*Watch the talented woodturners in action!*

Woodturners will be working lathes and other tools while explaining the finer details of the art of woodturning. You can ask them about turning, tools and timber, and pick up information about the club.

It's a helpful, friendly group and new members are always welcome.

Plus, you can browse the range of turned pieces on display or buy something special!



## Adjustable Multi-Purpose Creative Station

*Designer*  
Stitch & Quilt

Distributed by

*BabyLock*  
Australia

**One table  
does it all!**

Electric, height-adjustable  
Creative Station with handy storage drawer and  
reversible self-healing 93cm x 63cm (36" x 24") cutting mat.  
10-year conditional warranty. Australian Standards Approved.  
**See it at Baby Lock, Stand E21** (Table shown with optional castors)





# Mixed Media Classes



*Get hands on in mixed media classes at Zyneri, Stand A02, choose from scrapbooking, cardmaking, quilting, DIY home decor, cake decorating and more!*

All day classes, no booking required. Just choose your class and grab a seat.



**Stencils** are so versatile! Use various mediums with stencils such as gel, Art Alchemy waxes, Finnabair light paste, embossing pastes & powder, glitter, sprays, inks, foil, gesso, paints. They can also be used for fabric painting and transferring embroidery and quilt designs. **Class cost \$10**

**Silicone moulds** are for more than cake decorating. Learn how paperclay, porcelain clay, hot glue, pastes and other mediums can create unique embellishments for your next craft project – and colour them with various techniques and paints. **Class cost \$10**



## Upcycled Altered Art:

Alter a ribbon spool, or other objects using paperclay, laces and embellishments. Choose an item at the stand or bring one of your own, eg, an old shoe, bottle or can. **Class cost \$15**



**Make beautiful flowers** using paperclay and various cutters and veinners for your next craft project. **Class cost \$10**



**Mixed Media techniques:** Alter a pre-made mixed media tag using old embellishments with gesso, Impasto paints and Finnabair Art Alchemy Waxes. **Class cost \$5**



**Art journal cover:** Create a mixed media art journal cover on a piece of cardstock or chipboard. **Class cost \$10**

**Mixed media panel:** Use a 20mm x 30mm mdf board to create a beautiful layout using stencils with mediums, paperclay embellishments, ribbons, laces, buttons, flowers and more with Finnabair products including paints, waxes, powders, gel, sprays and more. **Class cost \$20**



# Visit the Gift Shop

*Take home a souvenir for yourself or buy a gift for a craft-loving friend!*



## Slimline Magnifying Reading Glasses

Keep a pair in your handbag and you'll never be without your specs! +1.5, +2.0, +2.5 +3.0 in black, pink or purple carry case **\$9.99**



Extra slim for your wallet or phone case in +1.5, +2.0, and +2.5 **\$6.99**



Limited Stock!  
Vintage mugs (various designs)  
**\$5 each**

Crafty pouches  
**\$9 each**



**MY**  
kind of  
**SHOPPING**

Drawstring bag **\$5**



**Show Special  
2 for \$6!**




Novelty USB – stores 4GB – **only \$16**



Multitool **\$15**



White & grey tote **\$12**



Car stickers **\$5 each**

Bag holders  
**3 for just \$1**



Tote bags **\$15 each**

# Shopping Vouchers

Cut out this voucher and bring it with you to the fair for GREAT savings!  
*The voucher must be presented at the time of purchase.*

## Patchwork Ninja

Present this voucher to get **10% off** every product on our stand!

**Stand A17**

**marikojapan.ocnk.net**



## 45mm Replacement Blade

Present this voucher to receive a set of 7 tungsten alloy steel replacement 45mm cutter blades for **only \$19.95** per set.

Limit 3 per customer (while stocks last).


**Stand A13 scissorman.com.au**



## Best Ever Needle Threader

Present this voucher to receive our most effective automatic needle threader made in Japan for **only \$24.95**. Ask for a demo! (Limit of 3 per customer).

**Stand A13 scissorman.com.au**



## Sharp Scissors Forever

Present this voucher to receive two Multi-Sharpener for **\$29.95**. Regular price \$29.95 each! You can sharpen scissors, knives, secateurs and more. Come and see the easy demonstration (while stocks last).

**Stand A13 scissorman.com.au**





# Shopping Vouchers

Cut out these vouchers and bring them with you to the fair for GREAT savings! *Vouchers must be presented at the time of purchase.*

## Patchwork Ninja

Redeemable at the Perth Craft & Quilt Fair  
May 22 to 26, 2019

**Stand A17**

**marikojapan.ocnk.net**



## 45mm Replacement Blade

Redeemable at the Perth Craft & Quilt Fair  
May 22 to 26, 2019

**Stand A13**

**scissorman.com.au**



## Best Ever Needle Threader

Redeemable at the Perth Craft & Quilt Fair  
May 22 to 26, 2019

**Stand A13**

**scissorman.com.au**



## Sharp Scissors Forever

Redeemable at the Perth Craft & Quilt Fair  
May 22 to 26, 2019

**Stand A13**

**scissorman.com.au**



# You could win a *Textured Treasures Tour of India & Dubai*

*Enter the Lucky Door Prize competition at the fair and you could win one of three fantastic prizes!*

**Major prize valued at \$6,300**



All visitors to the fair are eligible to enter our Lucky Door Prize competition and this year someone will win a 15-day tour for one adult to India and Dubai plus two fabulous workshops during the tour with renowned mixed media artist Finnabair!

Valued at more than \$6,000, this trip of a lifetime will include one return economy flight from Sydney, Melbourne or Brisbane, 14 nights' accommodation, food and transfers. Tour commences in India on February 3, 2020 for seven nights then a flight to Dubai from February 10, 2020 and leaving Dubai for Australia on February 17, 2020 for a total of 15 breathtaking days.



*Tour with Finnabair*

Sponsored by



and



**EXPERTISE  
EVENTS**  
experience shows

## **Horn Outback MKII beech sewing cabinet valued at \$1,250**

This compact cabinet is on castors and includes lots of storage for your sewing machine, books, threads, accessories and more! The cabinet will be delivered fully assembled.

*Accessories not included*



**HORN AUSTRALIA  
FURNITURE**

**2nd  
prize**



**3rd  
prize**

## **Brother ScanNCutDX SDX1200 valued at \$799**


The newest and most advanced cutting machine Brother has to offer. Equipped with new Blade Sensor Technology, it detects the thickness of the material, handles card, fabric, leather, self-adhesive vinyl, felt and foam.

**brother**  
at your side



To enter, visit the competition area at the fair and fill out the entry form. Visitors to the 2019 Perth, Sydney, Melbourne, Canberra and Brisbane Craft & Quilt Fairs and Brisbane and Newcastle Stitches & Craft Shows and the Scrapbook Papercraft & Art Expo who enter the Lucky Door Prize competition will go into the draw to win the major Textured Treasures Tour of India and Dubai prize which will be drawn on 29/10/19. The winners of the second and third prizes will be drawn at the end of the last day of the Perth Craft & Quilt Fair and notified the following week. For full terms and conditions of entry and prize details visit [www.craftevents.com.au](http://www.craftevents.com.au). Online ticket buyers will be automatically entered into the draw. For more information please contact Expertise Events on 02 9452 7575 or email [craft@expertiseevents.com.au](mailto:craft@expertiseevents.com.au)

# Plan your day with this handy class timetable!

Class Time	Studio Classes Wednesday	Studio Classes Thursday	Studio Classes Friday	Studio Classes Saturday	Studio Classes Sunday	Calligraphers' Guild classes	Make & Take 1	Make & Take 2
9.30am								
10am						10am to 12noon <i>Wednesday</i> Inventive Card Folding	Mini Macrame Wallhanging	Turn Under Applique Needlebook
10.30am	10am to 12noon Procion Dye Silk Scarves with Louise Snook	10am to 11.30am Macramé Plant Hanger with Kate Fitzpatrick	9.30am to 11.30am Soy Candle with Tara Mowat	9.30am to 12noon Cordage with Sian Bouchard	10am to 12noon Lino Printing on Cloth with Louise Snook	<i>Thursday</i> Introduction to Neuland Calligraphy	Knot Knitting \$20 Book at Stand E29	Bizzy Bee Patchwork \$25 Book at Stand E06
11am						<i>Friday</i> Bookbinding	Four Coasters Set	Tunisian Crochet Washers
11.30am						<i>Saturday</i> Modern Pointed Pen	Boom Gel Stains \$20 Book at Stand E25	Lola Lovegrove \$30 Book at Stand B16
12noon						<i>Sunday</i> Introduction to Broad Edge Pen		
12.30pm							The Best Yarn for the Job Prudence Mapstone \$35 Book at Stand F09	Art Dreaming Powertex \$25 Book at Stand A08
1pm						1pm to 3pm <i>Wednesday</i> Modern Point Pen	Kogin Hair Button BeBe Bold \$12.50 Book at Stand B25	Assorted Interactive Cards Close To My Heart \$25 Book at Stand E18
1.30pm		1pm to 3pm Macramé Wall Hanging with Kate Fitzpatrick		12.30pm to 3.30pm Coiled Basketry with Sian Bouchard		<i>Thursday</i> Inventive Card Folding		
2pm	1.30pm to 3.30pm Felting with Louise Snook		Spin N Win giveaways 11am, 102noon, 1pm, 2pm, 3pm daily		1.30pm to 3.30pm Screen Printing with Louise Snook	<i>Friday</i> Introduction to Broad Edge Pen		
2.30pm						<i>Saturday</i> Introduction to Neuland Calligraphy	String Pull Art Boom Gel Stains \$20 Book at Stand E25	Rusty Journal Cover Powertex \$25 Book at Stand A08
3pm						<i>Sunday</i> Bookbinding		
3.30pm	Book Studio classes at <a href="http://craftevents.com.au">craftevents.com.au</a> or visit the Help Desk					All calligraphy classes \$80 Book at the Calligraphers' Guild stand in Aisle G	 <b>Craft &amp; Quilt Fair</b>	
4pm								



## Classes run daily at the fair unless indicated

Bernette Sew & Go	Workshop 1 Free sessions	Workshop 2 Free sessions	Pauline's VIP Quilt Room Free workshops Stand F26	Zyneri Mixed Media classes Stand A02	Patchwork Ninja Live Stand A17	Class Time
Book at Stand E10					9.30am	
		Three Easy Mixed-Media Projects Powertex		Stencil techniques \$10	9.45am Ninja Cutting Edge Sewing Tools	10am
10.30am Shopping bag \$15	Colour Your World Close To My Heart	Quilting with your Embroidery Machine Julie Hall Designs	Take the Scary Out of Free- motion Quilting	Silicone moulds \$10	10.30am Ninja buttons with Double Sashiko Wallet	10.30am
	Flower Power Just Patchwork	Pre-stencilled Sashiko Panels BeBe Bold		Upcycled altered art \$15		11am
	Design and Plan your own Quilt- As-You-Go Quilt Margaret's Fabrics	Piece and Quilt with Lightweight Threads WonderFil Threads	Quilt-As-You-Go	Make beautiful flowers \$10	11.15am Strong Ninja fusible and 3-way Smart- phone case	11.30am
12noon Plant holder \$15	Quilting with Templates Punch with Judy	See and Touch What's New Cardmaking.net		Mixed media tag \$5	12noon Stained glass quilting with bias tape	12noon
	What's New Flip la K		Precision Quilt Wonders	Art journal cover \$10		12.30pm
	Mixed Media Techniques Catchy Crafts	New Tools for Stitchers Julie Hall Designs		Mixed media panel \$20	12.45pm Be a Weaving Queen	1pm
1.30pm Cushion cover appliqué \$15		Fiona Wright from The Stitching Project	Quilt-As-You-Go for Pieced Blocks & Completing Quilt Tops		1.30pm Jaw Dropping Backpack	1.30pm
	Tips, Tools and Techniques in Paper Craft Catchy Crafts	Make your own Fashion Handbags Margaret's Fabrics				2pm
					2.15pm Sew Precisely like a Machine	2.30pm
					3pm Master Patchwork Ninja Cutting Edge Sewing Tools	3pm
						3.30pm
						4pm

**NEW! Download  
the Expertise  
Events App.  
App Code:  
CQP19**



**If you're into  
sewing, quilting,  
crafting or  
embroidery, sit and  
sew with Brother,  
Stand C08**

INTRODUCING THE NEW

# LUMINAIRE

Innov-is XP1

SEE IT BEFORE  
YOU SEW IT



WE CALL IT **STITCHVISION TECHNOLOGY**  
AND IT'S SIMPLY LIGHT YEARS AHEAD.



SEE STITCHES AND  
DESIGNS PROJECTED  
ON YOUR FABRIC FOR  
A REALISTIC PREVIEW



ADJUST STITCHES  
DIRECTLY ON FABRIC  
OR SCREEN WITH THE  
DUAL-PURPOSE STYLUS.



PROJECT GUIDELINES  
AND GRIDS TO SEW  
PRECISE LINES, ANGLES,  
CORNERS, AND MORE

See the Luminaire Innov-is XP1 in action  
at the Perth Craft & Quilt Fair at Stand C08